

SEED GUIDE


2026 - 2027



SNOBELEN FARMS
QUALITY WITHOUT COMPROMISE

GROW WITH US.

Snobelen Farms is a proudly independent, family-owned agricultural company built on the belief that farmers deserve honest expertise, reliable products, and a true partner in their success. Rooted in Ontario agriculture, we deliver seed solutions that perform in real fields, not just on paper. What sets us apart is our farmer-first approach—working closely with growers to recommend seed that is tailored, not generic. Through local testing, practical agronomy, and a commitment to service, our team provides dependable products backed by trusted relationships. We don't just sell seed—we help farmers grow with confidence.



WINTER CEREALS

Winter Wheat Varieties	Page 3
Plant Breeders' Rights	Page 5
Seeding Rates	Page 6
Seeds Per Foot Row	Page 7
Seeding Depth	Page 7
Optimum Planting Date	Page 7
Winter Barley Varieties	Page 8
Seeding Rates	Page 8

SOYBEANS

Exclusive Varieties - Naming Structure	Page 10
Conventional Soybean Varieties	Page 11
Traited Soybean Varieties	Page 13
Seeding Rates	Page 15
Optimum Planting Date	Page 15
Seeds Per Foot Row	Page 16
Seeding Depth	Page 16
Ontario Soybean Maturity Map	Page 17
Yield Potential	Page 18
Herbicide Options	Page 18
Seed Treatments	Page 19

SPRING CEREALS

Spring Wheat Varieties	Page 22
Oat Varieties	Page 23
Spring Barley Varieties	Page 24
Common Blends	Page 25
Plant Populations	Page 25
Seeds per Foot Row	Page 25
Pounds of Seed per Acre	Page 26

COVER CROPS

Cover Crop Options	Page 28
Suggested Seeding Rates	Page 29
Benefits of Cover Crops	Page 29

THE SEED TEAM



Seed & Export Business Manager

Colin Richardson

crichardson@snobelenfarms.com
519-441-0864



Seed Sales Manager

Ryan Snobelen

rsnobelen@snobelenfarms.com
519-809-4524



Marketing Manager

Faith Fullerton

ffullerton@snobelenfarms.com
519-891-1100



Seed Procurement Coordinator

Sarah Kiar

skiar@snobelenfarms.com
613-813-2459



Seed Administrator - Lucknow

Sherri Haldenby

shaldenby@snobelenfarms.com
519-525-1367



Office Administrator - Palmerston

Kelsey Weber

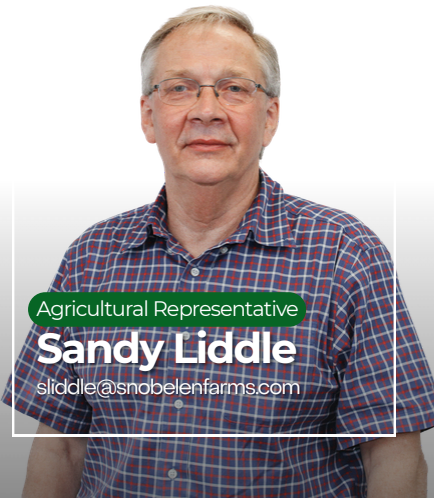
kweber@snobelenfarms.com
519-343-3630



Seed Sales Rep - Brantford

Troy Tate

ttate@snobelenfarms.com
519-999-6982



Agricultural Representative

Sandy Liddle

sliddle@snobelenfarms.com



IP Soybean Coordinator

Emily Evans

eevans@snobelenfarms.com
519-525-5530

WINTER CEREALS



WINTER WHEAT

Descriptions & Characteristics


AVA

Soft White | Awnless

- Veteran variety known for consistency
- Tall variety with great straw quantity
- Strong yield potential for a soft white variety

EXCLUSIVE

Test Weight: Below Average
Height: Tall
Maturity Date: Mid
Combined Fusarium: Moderately Susceptible



B654SRW


Soft Red | Awnless

- Well rounded performer ideally suited to Area 2
- Tall variety with exceptional straw quantity
- Responds well to intensive management



EXCLUSIVE

Test Weight: Above Average
Height: Tall
Maturity Date: Mid
Combined Fusarium: Susceptible



BRANSON


Soft Red | Awnless

- Veteran variety known for consistent performance and quality
- Excellent lodging scores and winter survival ratings
- Strong disease package



EXCLUSIVE

Test Weight: Average
Height: Short
Maturity Date: Early
Combined Fusarium: Susceptible



CALDWELL


Soft Red | Awnless

- New SRW variety with high end yield potential
- Excellent standability
- Very good test weight scores and responds well to intensive management



NEW

Test Weight: Above Average
Height: Short - Medium
Maturity Date: Mid
Combined Fusarium: Susceptible




OAC CONSTELLATION

Soft Red | Awned

- Good disease package
- Variety stands well allowing for smooth harvestability
- Excellent choice for quality with solid falling number and test weight



Test Weight: Above Average
Height: Medium
Maturity Date: Mid
Combined Fusarium: Susceptible




OAC VIRGO

Soft Red | Awnless

- Excellent plant health and disease package
- Very good test weight
- Consistently high yielding
- Great option for organic growers due to natural disease package and stay green



Test Weight: Above Average
Height: Medium
Maturity Date: Late
Combined Fusarium: Moderately Susceptible



9 = excellent, 1 = poor

GRO-08SRW


Soft Red | Awned

- Exciting variety with exceptional yield potential
- Outstanding test weight
- Strong winter survival and lodging scores
- Responds well to intensive management



EXCLUSIVE

Test Weight: Above Average
Height: Short - Medium
Maturity Date: Mid
Combined Fusarium: Moderately Resistant



GRO-08SRW PLOT DATA

PLOT LOCATION	VARIETIES							PLOT AVG.
	GRO-08SRW	Blaze (Comp.)	Fuze (Comp.)	B654SRW	25R64 (Comp.)	B700SRW	25R29 (Comp.)	
Harriston, ON	139.7	131	-	134.3	-	-	-	131.2 bu/ac (12 entries)
Alma, ON	134.64	-	-	133.1	-	-	-	129 bu/ac (6 entries)
Pain Court, ON	129.7	-	-	-	112.7	119.4	117.40	121.1 bu/ac (5 entries)
New Hamburg, ON	119.66	-	104.02	-	-	-	-	109.1 bu/ac (3 entries)
Norwich, ON	144.42	-	-	-	-	-	139.14	141.7 bu/ac (2 entries)

*bu/ac

PLANT BREEDERS' RIGHTS

PLANT BREEDERS' RIGHTS		
Are all varieties protected under the same Plant Breeder's Rights (PBR) Act?	As of February 27, 2015, all new varieties submitted for PBR are protected under the new legislation. These varieties carry the PBR 91 symbol.	All varieties granted protection under the PBR prior to February 27, 2015 continue under the original Act. These varieties carry the original PBR symbol.
What are plant breeders' rights?	Breeders' rights are expanded under the new PBR Act. Authorization from the breeder is required to produce, sell, clean/condition, stock, import or export seed of PBR-protected varieties.	Authorization from the breeder is required to sell, or produce for sale, seed of PBR-protected varieties.
Can breeders be compensated on harvested grain?	Yes, if seed was obtained and used illegally or without the authorization of the breeder, the breeder can choose to seek compensation, including for lost royalty revenue; lost markets; and for court costs; on delivered grain produced from that seed.	No
Can farmers save seed?	Yes, the "Farmers' Privilege" is entrenched in the legislation. It allows farmers to produce PBR 91-protected varieties for use as seed on their farms.	It is not spelled out in legislation, but it is not prohibited.
Can farms clean grain from PBR-protected varieties for use as seed on their farm?	Yes	Yes
Can farmers sell or advertise for sale seed they have produced from grain of PBR-protected varieties?	No	No
Can farmers exchange seed they have produced from grain of PBR-protected varieties?	No	No
SEED CONDITIONERS' AND GRAIN BUYERS RESPONSIBILITIES		
Can seed conditioners clean seed of a PBR-protected variety for purpose of propagation?	Yes, if the seed was obtained legally (i.e. certified seed was purchased) and if farm-saved seed will only be used on the farmer's own land.	Yes
Do seed conditioners have certain responsibilities when cleaning farm-saved seed of a PBR-protected variety?	Yes, expanded breeders' rights mean that cleaners may be liable for breeches of the breeder's rights. They should take precautions to ensure the seed they are cleaning was obtained legally, and that farm-saved seed that they clean will only be used on the farm of the farmer who has brought it in for cleaning.	No
Do grain buyers have certain responsibilities when handling PBR-protected varieties?	Yes, the harvested material provisions mean that grain buyers may be liable for breeches of the breeder's right. They should be aware of the varieties that are protected under the new legislation and be satisfied that the seed used to produce that grain was legally obtained.	No

SEEDING RATES

Earlier than Optimum Planting Date by 10 Days	Optimum Planting Date	7 Days Past Optimum Planting Date	14 Days Past Optimum Planting Date	21 Days Past Optimum Planting Date
1.0 - 1.2	1.4 - 1.5	1.6 - 1.8	1.8 - 2.0	2.0 - 2.2

*seeding rates are expressed in millions of seeds per acre

*seeding rates derived from Crop Advances 2013, OMAFRA Publication 811 and University of Guelph

The above seeding rate chart is a general recommendation based on years of Ontario based research. However, seeding rates need to be adjusted for soil type, fertility levels, soil structure, and planting dates. Heavy clay soils may require as much as 20% more seed than other soil types. Ideally, 60 heads per square foot is the target. Winter wheat planted early allows for prolific tillering and strong tillers to develop and therefore fewer seeds per acre are required. If the plant density is too high for early planting dates, lodging can be an issue. Wheat planted well after the optimum planting date typically does not tiller much and therefore requires a heavier seeding rate to achieve 60 heads per square foot.

Calculating Seeding Rates by Amount of Seed to Achieve Target Plant Density Use the number of seeds per lb (often found on the seed bag and/or tote) to determine the required seeding rate (lb/acre)								
Amount of Seed (per lb)	Desired Plant Population (x 1000)							
	809/ac	1,012/ac	1,213/ac	1,416/ac	1,619/ac	1,861/ac	2,024/ac	2,226/ac
8,000	101	127	152	178	202	233	253	278
9,000	90	112	135	158	157	207	225	247
10,000	81	101	121	142	162	186	202	223
11,000	73	91	109	127	145	164	185	204
12,000	67	83	100	117	133	150	170	187
13,000	62	77	92	108	123	138	157	172
14,000	55	71	86	100	114	128	146	160
15,000	53	67	80	93	107	120	136	149
16,000	50	63	75	88	100	113	127	140

SEEDING TIPS

SEEDS PER FOOT ROW

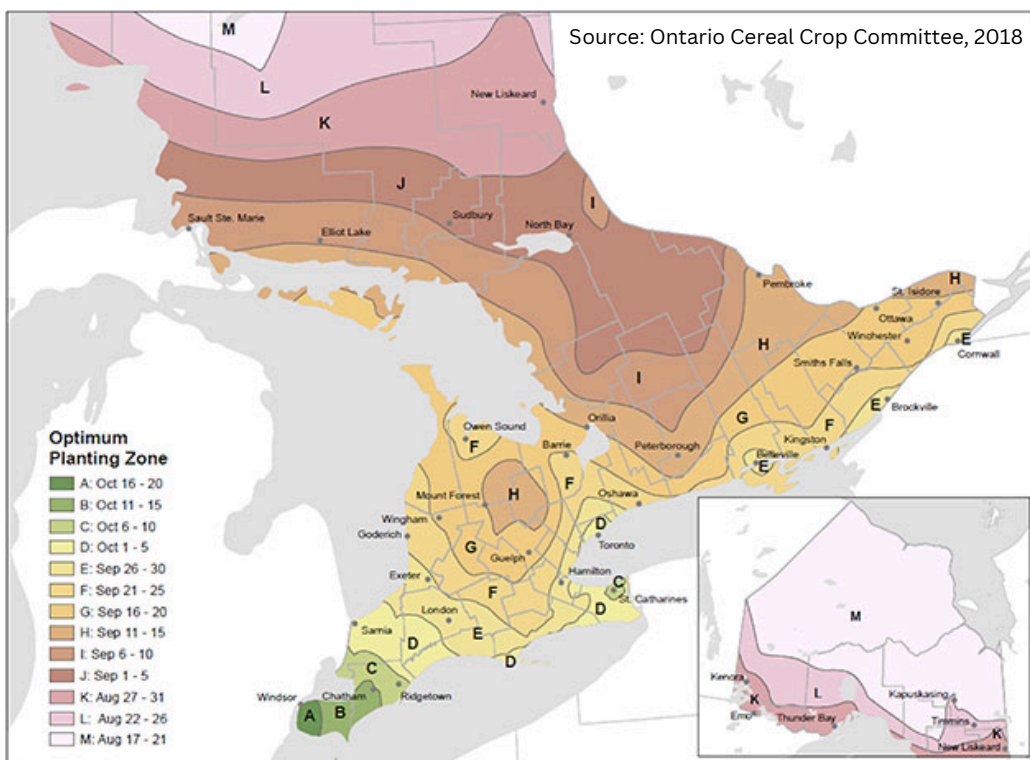
Seeds per foot row (7.5" rows) conversion to millions of seed per acre

Seeds per foot row	16	17	18	19	20	21	22
Seed per acre (million)	1.115	1.195	1.254	1.324	1.394	1.463	1.533
23	24	25	26	27	28	29	
1.603	1.673	1.742	1.812	1.882	1.951	2.021	

SEEDING DEPTH

Wheat should be planted no less than 1.0" deep (2.5cm). The preferred range of seeding depth is 1.0 – 1.25". Any shallower and the crop becomes more vulnerable during the winter months. It takes approximately 80 growing degree days for winter wheat to germinate and an additional 50 GDD for every inch of seeding depth to achieve emergence.

OPTIMUM PLANTING DATE



WINTER BARLEY

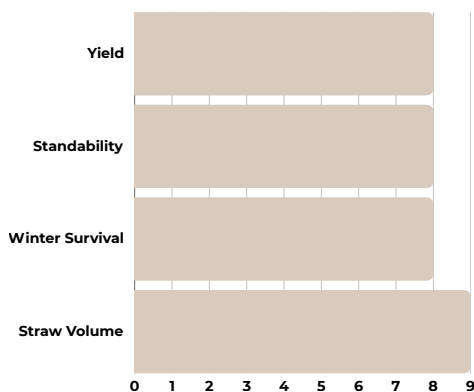
Descriptions & Characteristics

LCS CALYPSO

2 - Row

- Malting barley
- Solid winter hardiness
- Excellent straw quality and tonnage
- Good yield performance reliability

Test Weight: Average - Above Average
Height: Medium - Tall
Maturity Date: Mid



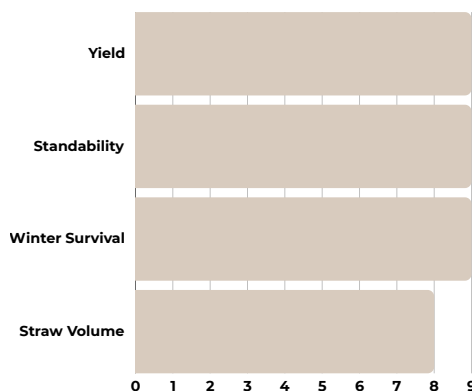
SU RUZENA

2 - Row



- Food grade barley
- Very good yield results and lodging ratings
- Excellent winter survival
- Strong test weight scores

Test Weight: Average
Height: Short - Medium
Maturity Date: Mid



SEEDING RATES

Winter barley should also be seeded at a rate of 1.4-1.8 million seeds/acre. Up the population, the further you are past the optimum planting time.



Did you know?

Winter barley should be seeded at least 7–10 days before the optimum winter wheat seeding date for your region to improve winter survival chances.

SOYBEANS

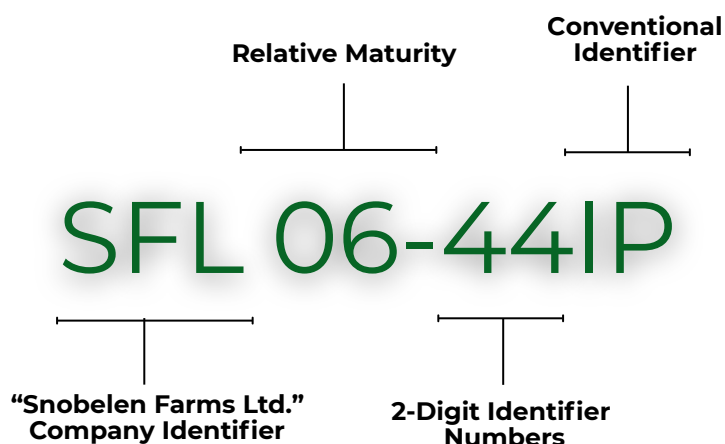


EXCLUSIVE SNOBELEN FARMS VARIETIES

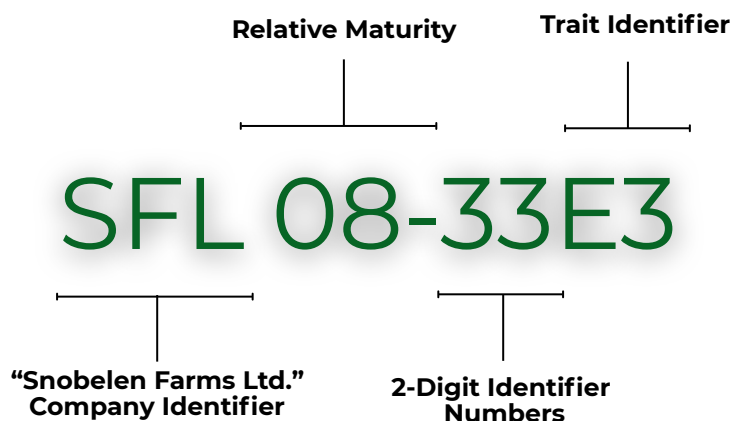
At Snobelen Farms, we are committed to introducing innovative and industry-leading varieties designed to help farmers achieve a productive and successful growing season. Our carefully curated selection reflects our dedication to agricultural excellence, and our proprietary naming structure is reserved exclusively for Snobelen Farms soybean varieties, a mark of quality and performance you can trust.

SOYBEAN VARIETY NAMING STRUCTURE

- Exclusive Conventional Soybeans



- Exclusive Traited Soybeans



CONVENTIONAL SOYBEANS

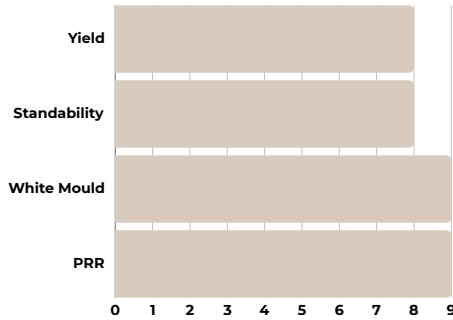
Descriptions & Characteristics

OAC STRIVE

2650 CHU | 0.4 RM

- Consistent, proven and well-rounded variety
- Strong white mould rating
- Impressive early emergence
- Good food grade quality
- Add Victrato Complete seed treatment for enhanced SCN protection

SCN Resistant: No
Hilum Colour: Imperfect Yellow
Height: Medium - Tall
Canopy Type: Narrow
Row Width Recommendation: 7" - 15"
Soil Type Recommendation: All



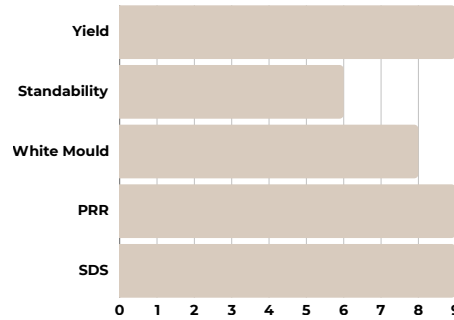
SFL 06-44IP

2725 CHU | 0.6 RM

- Strong performing variety
- Impressive early emergence
- Well rounded variety with excellent disease package
- Good overseas market

EXCLUSIVE

SCN Resistant: Yes
Hilum Colour: Yellow
Height: Medium
Canopy Type: Intermediate
Row Width Recommendation: 7" - 15"
Soil Type Recommendation: All

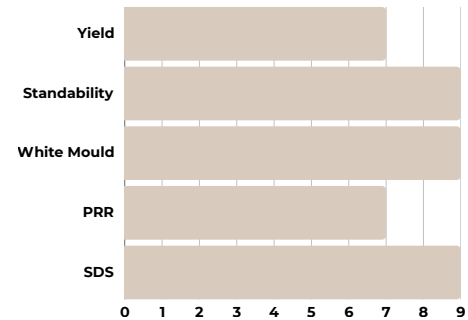


OAC KAMRAN

2725 CHU | 0.6 RM

- Well established variety with consistent performance
- SCN resistant food grade variety
- Excellent lodging scores
- Very good yield potential when managed

SCN Resistant: Yes
Hilum Colour: Imperfect Yellow
Height: Short - Medium
Canopy Type: Intermediate
Row Width Recommendation: 7" - 15"
Soil Type Recommendation: All



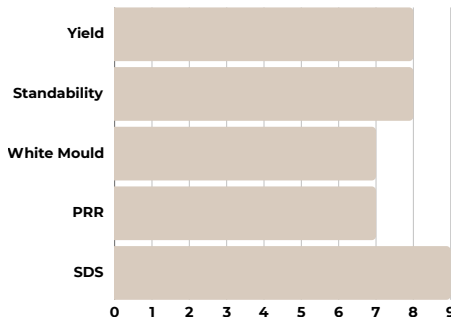
B101CO

2775 CHU | 1.0 RM

- Well established variety with consistently good field performance
- Excellent early emergence and vigour
- Exceptional plant health
- Strong Brown Stem rot rating

EXCLUSIVE

SCN Resistant: Yes
Hilum Colour: Yellow
Height: Short
Canopy Type: Intermediate
Row Width Recommendation: 7" - 15"
Soil Type Recommendation: All



SFL 12-25IP

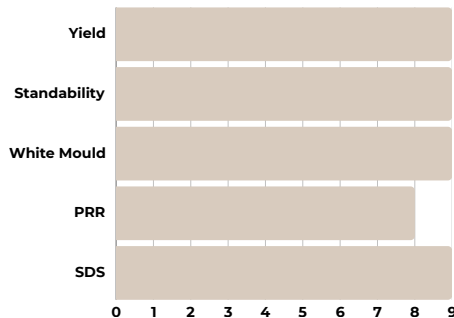
2800 CHU | 1.2 RM

- New high yielding food grade soybean
- Impressive early season vigour & stand establishment.
- Very good protein content
- Tested as SFL EXP2510IP

EXCLUSIVE

NEW

SCN Resistant: Yes
Hilum Colour: Imperfect Yellow
Height: Short - Medium
Canopy Type: Intermediate
Row Width Recommendation: 7" - 15"
Soil Type Recommendation: All



SFL 13-65IP


2850 CHU | 1.3 RM

- New high yielding food grade soybean
- SCN tolerant variety. Short plant height
- Excellent lodging scores
- Very good protein content
- Tested as SFL EXP2508IP

EXCLUSIVE

NEW

SCN Resistant: Yes
Hilum Colour: Imperfect Yellow
Height: Short - Medium
Canopy Type: Bushy
Row Width Recommendation: 7" - 30"
Soil Type Recommendation: All



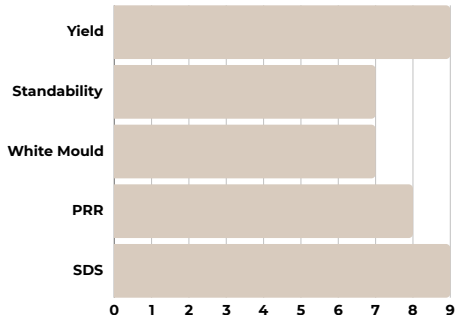
9 = excellent, 1 = poor

OAC EQUILIBRIUM

2900 CHU | 1.6 RM

- New high yielding yellow hilum SCN variety
- Travels well across soil types retaining performance
- Impressive early emergence and vigour
- Larger seed size variety

SCN Resistant: Yes
Hilum Colour: Yellow
Height: Tall
Canopy Type: Intermediate
Row Width Recommendation: 7" - 15"
Soil Type Recommendation: All




OAC BRUTON

2975 CHU | 2.0 RM

- Outstanding performance on clay soils and lower yield environments
- Excellent stress tolerance
- Strong early season emergence and vigour
- Good disease package including SDS, PRR, SCN.

SCN Resistant: Yes
Hilum Colour: Yellow
Height: Medium - Tall
Canopy Type: Intermediate
Row Width Recommendation: 7" - 30"
Soil Type Recommendation: Clay

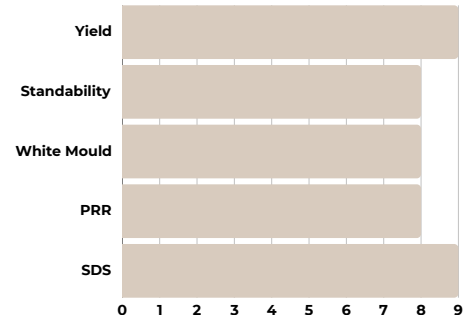


OAC ACHIEVE

3050 CHU | 2.1 RM

- New yellow hilum SCN variety
- Travels well across soil types with high level of yield performance
- Taller plant height with good standability
- Strong early emergence and vigour
- Larger seed size variety

SCN Resistant: Yes
Hilum Colour: Yellow
Height: Short - Medium
Canopy Type: Intermediate
Row Width Recommendation: 7" - 30"
Soil Type Recommendation: All



PLOT COMPARISONS

VARIETIES

PLOT LOCATION	SFL 06-44IP	OAC Strive	S04-K9 (Comp.)	OAC Kamran	Kuma (Comp.)	Roxton (Comp.)	S07-M8 (Comp.)	PLOT AVG.
Alma, ON	63.73	58.42	60.35	57.94	59.87	-	-	59.63 bu/ac (6 entries)
Walkerton, ON	51.8	42.9	50.4	38.1	-	48.7	45.0	42.36 bu/ac (13 entries)
Lucknow, ON	64.12	61.74	61.74	59.06	-	-	-	61.85 bu/ac (13 entries)

*bu/ac

TRAITED SOYBEANS

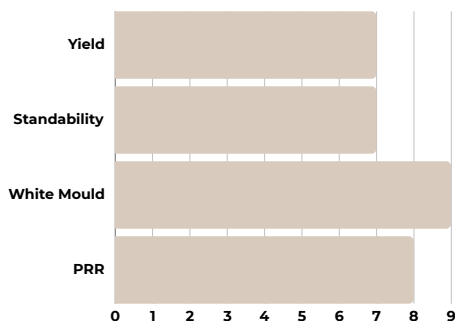
Descriptions & Characteristics

WHEELER R2X

2350 CHU | 00.2 RM

- Ultra early variety that fills in rows well
- Good white mould tolerance
- Excellent early emergence
- Good white mould tolerance

SCN Resistant: Yes
Hilum Colour: Black
Height: Medium - Tall
Canopy Type: Bushy
Row Width Recommendation: 7" - 30"
Soil Type Recommendation: All



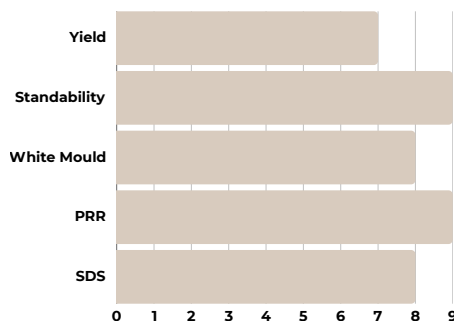
CROSBY XF

2675 CHU | 0.5 RM

- Rock solid agronomics
- Stable SCN variety with excellent plant health and disease package
- Variety excels in lower yield environments
- Manages stress well

EXCLUSIVE

SCN Resistant: Yes
Hilum Colour: Imperfect Black
Height: Short
Canopy Type: Bushy
Row Width Recommendation: 7" - 30"
Soil Type Recommendation: All

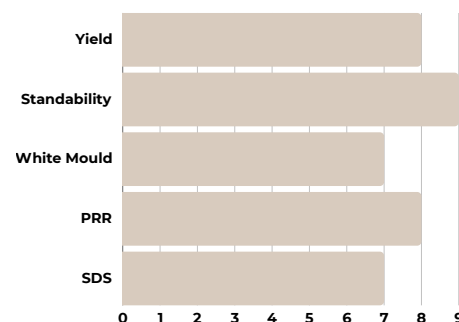


RAMAGE XF

2675 CHU | 0.5 RM

- Unique imperfect yellow hilum XtendFlex variety
- Industry premium opportunities
- Performs well across soil types, especially tougher soils
- Strong early emergence

SCN Resistant: Yes
Hilum Colour: Yellow
Height: Medium
Canopy Type: Intermediate
Row Width Recommendation: 7" - 15"
Soil Type Recommendation: All, Clay



SFL 08-33E3

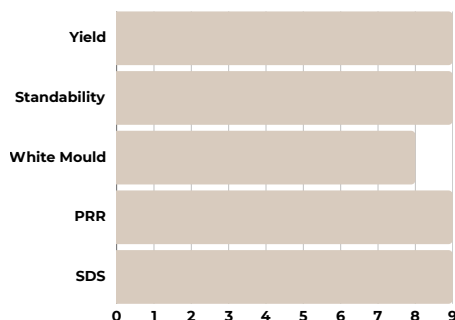
2725 CHU | 0.7 RM

- New exciting Enlist SCN variety for maturity
- Excellent early emergence and uniform vigour
- Bushy, attractive plant with good standability
- Good stress tolerance

EXCLUSIVE

NEW

SCN Resistant: Yes
Hilum Colour: Brown
Height: Medium
Canopy Type: Bushy
Row Width Recommendation: 7" - 30"
Soil Type Recommendation: All

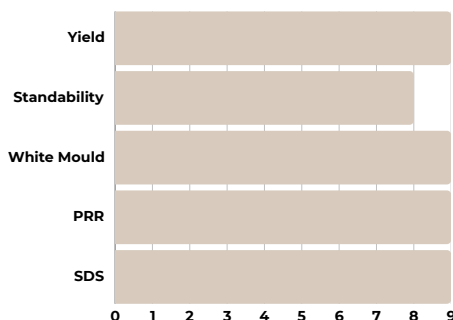


ORR R2X

2750 CHU | 0.8 RM

- Well established variety that delivers a high level of yield potential
- Strong plant health and disease tolerance
- Above average emergence
- Excellent lodging scores

SCN Resistant: Yes
Hilum Colour: Brown
Height: Medium - Tall
Canopy Type: Bushy
Row Width Recommendation: 7" - 30"
Soil Type Recommendation: All



SFL 14-29E3

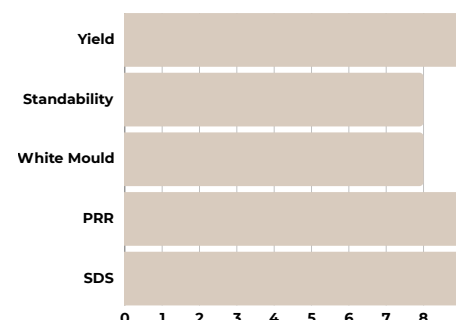
2875 CHU | 1.4 RM

- New high performing Enlist variety
- Excellent early emergence
- Great disease package including SCN, PRR and BSR resistance
- Moves well across soil types

EXCLUSIVE

NEW

SCN Resistant: Yes
Hilum Colour: Black
Height: Medium
Canopy Type: Bushy
Row Width Recommendation: 7" - 30"
Soil Type Recommendation: All



9 = excellent, 1 = poor

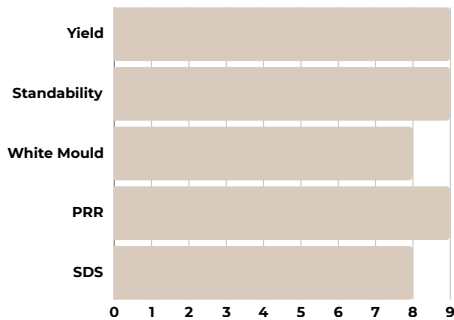
LINDROS E3

3000 CHU | 2.0 RM

- New high performing Enlist variety
- Excellent early emergence
- Great disease package including SCN, PRR and BSR resistance
- Moves well across soil types

NEW

SCN Resistant: Yes (Peking)
Hilum Colour: Imperfect Black
Height: Medium - Tall
Canopy Type: Intermediate
Row Width Recommendation: 7" - 15"
Soil Type Recommendation: All




ROENICK XF

3050 CHU | 2.1 RM

- Unique combination of Xtend Flex and Peking SCN
- High yield potential, rewards management
- Very quick early emergence & vigour
- Tall plant, manage standability for best results

SCN Resistant: Yes (Peking)
Hilum Colour: Imperfect Black
Height: Medium - Tall
Canopy Type: Bushy
Row Width Recommendation: 7" - 30"
Soil Type Recommendation: All



HALEY XF

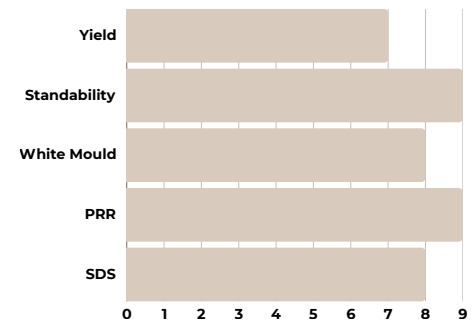
3150 CHU | 2.3 RM

- Extremely fast and uniform emergence
- Excellent Phytophthora tolerance to manage tougher soils
- Showy plant with excellent standability

EXCLUSIVE

NEW

SCN Resistant: Yes
Hilum Colour: Black
Height: Medium - Tall
Canopy Type: Intermediate
Row Width Recommendation: 7" - 30"
Soil Type Recommendation: Clay



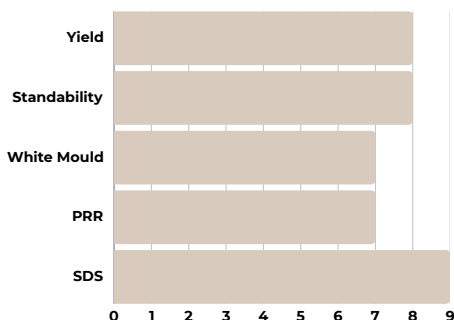
SITTLER E3

3200 CHU | 2.5 RM

- New Enlist variety with Peking SCN resistance
- Excellent SDS tolerance
- Manages stress well
- Bushy plant with good standability

NEW

SCN Resistant: Yes (Peking)
Hilum Colour: Imperfect Black
Height: Medium
Canopy Type: Bushy
Row Width Recommendation: 7" - 30"
Soil Type Recommendation: All



Did you know?

Snobelen Farms has 8 grain elevator receiving locations in Ontario; Tiverton, Ripley, Lucknow, Dungannon, Listowel, Palmerston, Blyth, and Brantford. At most of these locations we receive soybeans, corn, winter wheat, and cereals.

To speak to a grain originator, please call 1-800-582-5669

Legend:

- PRR:** Phytophthora Root Rot
- SDS:** Sudden Death Syndrome
- BSR:** Brown Stem Rot
- SCN:** Soybean Cyst Nematode

SEEDING TIPS

SEEDING RATES

Number of Seeds/Lb	7.5" Row 194,000 seeds/acre (2.8 seeds/ft. row)	15" Row 177,000 seeds/acre (5.1 seeds/ft. row)	22" Row 172,000 seeds/acre (7.2 seeds/ft. row)	30" Row 162,000 seeds/acre (9.3 seeds/ft. row)
Pounds/Acre of Seed				
1800	108	98	96	90
2000	97	89	86	81
2200	88	80	79	74
2400	81	74	72	68
2600	75	68	66	63
2800	69	63	62	58
3000	65	59	58	54
	157,000 plants/acre (2.3 plants/ft. row)	143,000 plants/acre (4.1 plants/ft. row)	139,000 plants/acre (5.9 plants/ft. row)	131,000 plants/acre (7.5 plants/ft. row)

Seed Rate in pounds/acre for each common row spacing and recommended seeds/acre (seeds/ft. of row)
 Seeding rates are based on having a germination of 90% and an emergence of 85-90% (plant stand of 76-81% of seeding rate)
 Derived from: PUB 811, Table 2-11

OPTIMUM PLANTING DATE

Planting Date	Yield (bu/acre)	Percent of Full Yield (%)
April 15 - May 5	63.8	100
May 6 - May 20	63.3	99
May 21 - June 5	58.3	92

SEEDS PER FOOT ROW

Row Spacing (inches)	Linear Feet of Row per Acre	Desired Plant Population per Acre						
		105,000	110,000	130,000	150,000	175,000	200,000	225,000
30	17,424	6.0	6.3	7.5	8.6	10	11.5	12.9
22	23,760	4.4	4.6	5.5	6.3	7.4	8.4	9.5
15	34,848	3.0	3.2	3.7	4.3	5.0	5.7	6.5
10	52,272	2.0	2.1	2.5	2.9	3.3	3.8	4.3
7.5	69,696	1.5	1.6	1.9	2.2	2.5	2.9	3.2

Derived from: Mississippi State University Extension Service

SEEDING DEPTH

Seeding depth is a critical factor in successful soybean establishment, directly affecting germination and early growth. Optimal seeding depth for soybeans typically ranges from 1 to 1.5 inches, though slightly deeper planting—up to 2 inches—may be necessary in dry or sandy soils to ensure access to adequate moisture. Planting too shallow can lead to poor root anchoring and vulnerability to environmental stress, while excessive depth may delay emergence or reduce seedling vigor, particularly in cool or compacted soils. Consistent seeding depth across the field helps promote uniform emergence, which is key for effective canopy development and weed suppression. Adjustments should always consider soil conditions, weather forecasts, and equipment calibration.

As a general rule you can plant shallower when:

- planting early
- fine textured soils
- moist soils

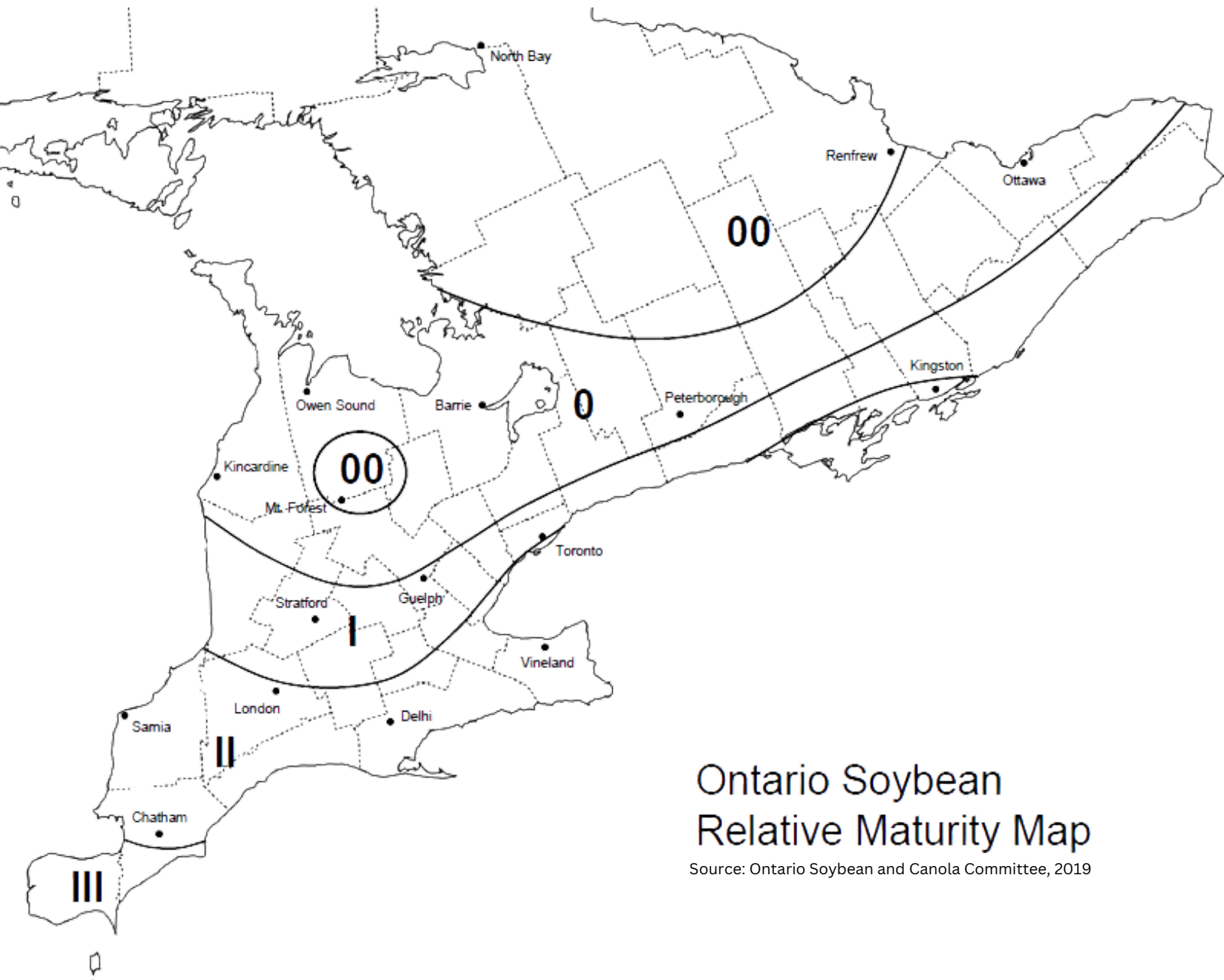
You may have to plant deeper when:

- planting late
- high residue conditions
- coarse textured soils
- dry soils

The range of planting depth, depending on the conditions, is 1” – 2.5”.

SEEDING TIPS












ONTARIO SOYBEAN MATURITY MAP



YIELD POTENTIAL

Plants Per Acre	Optimum Stand	Optimum Yield
157,000	100%	100%
118,000	75%	98%
78,000	50%	90%
39,000	25%	75%

HERBICIDE OPTIONS

			
Glyphosate (Roundup)			
Dicamba (XtendiMax)			
Glufosinate (Liberty)			
2, 4-D Choline (Enlist One)			

SEED TREATMENTS

13 Threats Covered.

Protect your investment

FUNGICIDE



Victrato® Complete features TYMIRIUM® technology, a novel active ingredient from Syngenta that decimates costly early-season nematode and pathogen threats in the root zone and offers early-season control of soybean cyst nematodes and systemic activity for mid-season pathogen control.

Protection Against:

Pythium

Fusarium

Rhizoctonia

Phomopsis

Sudden Death Syndrome

Phytophthora Root Rot

Soybean Cyst Nematode

Product Benefits

- More fungicide active ingredients than any other soybean seed treatment.
- Stronger roots thanks to the protection of TYMIRIUM® technology and the Rooting Power® of Vibrance®.
- Strongest below-ground disease protection for tall, green, healthy stands and full canopies.



INSECTICIDE



Fortenza® is a non-neonicotinoid soybean seed treatment that is applied as a commercial seed treatment. Even under heavy insect pressure, Fortenza helps producers build a strong soybean stand with faster, more uniform growth.

Protection Against:

European Chafer

June Beetle

Bean Leaf Beetle


Black Cutworm

Wireworm

Seed Corn Maggot

Product Benefits

- Fortenza® is a non-neonicotinoid soybean seed treatment.
- Helps build a strong soybean stand, even under heavy insect pressure, producing faster, more uniform growth.
- Fortenza® can be used with most Rhizobium-based inoculants.



INOCULANT

LALLEMAND

LALFIX PROYIELD LIQUID SOYBEAN is a leading formulation containing Bradyrhizobium elkanii and Delftia acidovorans in one package that requires no mixing. Lallemand Plant Care is utilizing two unique strains of Bradyrhizobium elkanii to bring soybean growers an innovative inoculant with higher rhizobia survival and competitiveness. In addition, Delftia increases root growth, nutrient and water uptake - ultimately leading to enhanced nodulation and nitrogen fixation, early vigor and higher soybean yields. In partnerships with university researchers, who have concluded that Delftia produces a significant amount of chelating molecules that help solubilize iron for soybean availability. This has shown out in fields with history of Iron Deficiency Chlorosis (IDC) to decrease symptoms caused by lack of iron as part of an overall offensive strategy against IDC.

FARMER APPLIED INOCULANT

LALFIX Peat

1.2 kg package
4.45ml/100 lbs of seed

Full Rate: 30 units/1.2kg
Half rate: 60 units/1.2kg

Once applied to seed, plant within 48 hours.
Keep out of direct sunlight.
Can be applied to organic seed.



LALFIX Liquid

1.1 L bladder
80g/100 lbs of seed

Full Rate: 50 units/1.1L
Half rate: 100 units/1.1L

Once applied to seed, plant within 30 days.
Keep out of sunlight in cool dark area.



SPRING CEREALS



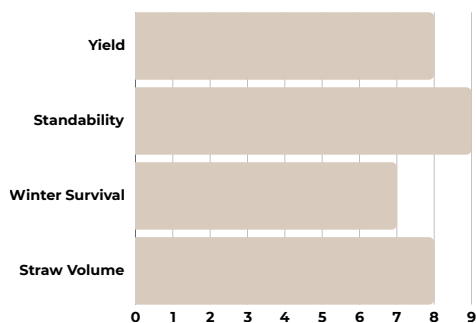
SPRING WHEAT

Descriptions & Characteristics

VENTRY

- Hard red spring wheat
- Milling quality
- Excellent Standability
- Good resistance to leaf and stripe rust

Heading: Early
Maturity: Early - Mid
Height: Medium - Tall
Test Weight: Average

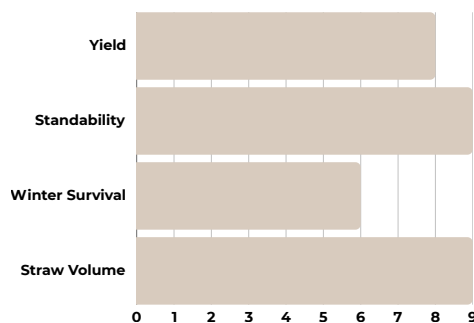


9 = excellent, 1 = poor

QUANTUM

- Feed quality hard red spring
- Solid yield potential
- Excellent straw quantity

Heading: Mid
Maturity: Early
Height: Short
Test Weight: Above Average



SEEDING TIPS

Typical seeding rates: 1.2 - 1.6 million seeds/acre
 Call the office to receive an accurate seed size by variety.

$$\text{Seeds/acre} \div \text{seeds/lb} = \text{lbs/acre}$$

In southwestern Ontario, optimal planting is generally late April to mid-May. Later planting (after May 15–20) often warrants slightly higher seeding rates to compensate for reduced tillering time.

OATS

Descriptions & Characteristics

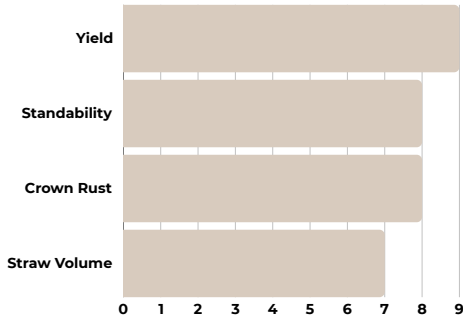
AAC BASIL

Cereal Oat

- White hulled oat
- Outstanding yield potential
- Medium plant height
- Very good straw yield



Heading: Mid
Height: Medium
Test Weight: Average
Thousand Kernel Weight: Average

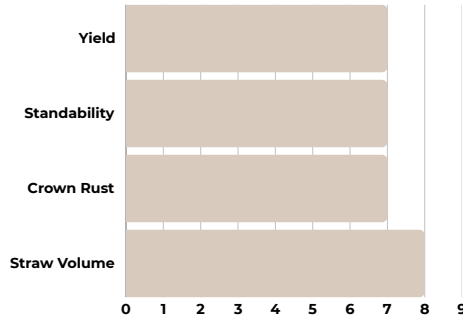


AAC BULLET

Cereal Oat

- White hulled milling oat
- Good standability & straw quality
- Strong test weight

Heading: Mid
Height: Short Medium
Test Weight: Above Average
Thousand Kernel Weight: Average



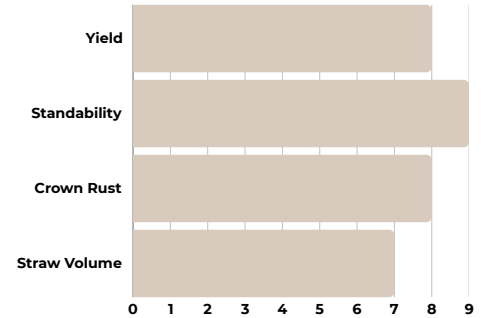
AAC CAPTAIN

Cereal Oat

- Outstanding lodging scores
- Good disease package including Crown Rust
- Strong yield potential



Heading: Late
Height: Medium
Test Weight: Below Average
Thousand Kernel Weight: Below Average



OMEGA

Cereal Oat

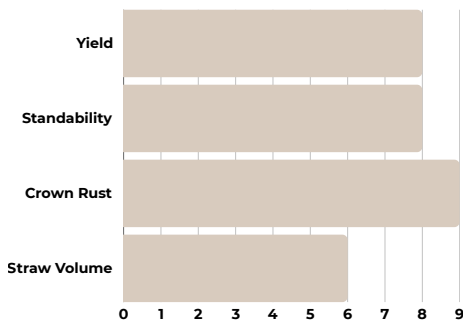
- Strong yield potential
- Short-Med plant height with top notch standability
- Excellent disease package including Crown Rust



NEW

EXCLUSIVE

Heading: Mid
Height: Medium
Test Weight: Average
Thousand Kernel Weight: Above Average



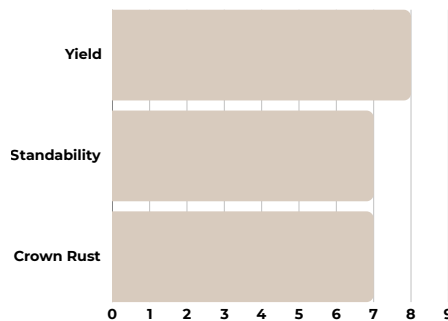
CDC HAYMAKER

Forage Oat

- Top forage yield potential and quality
- Tall stature and late maturing
- Large plump seed with good test weight



Heading: Mid
Height: Very tall
Test Weight: Average
Thousand Kernel Weight: Average



9 = excellent, 1 = poor



Did you know?

Oats have a better-balanced protein and higher fibre content than barley. Oats respond well to early planting and can tolerate poor drainage.

SPRING BARLEY

Descriptions & Characteristics

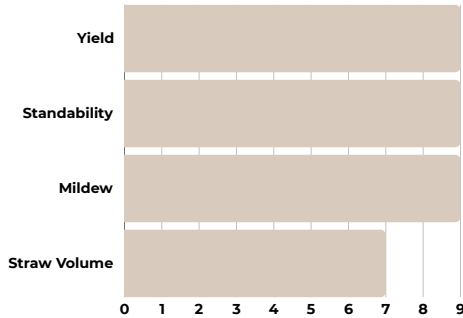
AAC CRANBROOK

6 Row

- Outstanding yield potential
- Excellent lodging scores
- Great disease package
- Below average straw volume



Heading (days): 58 - Average
Height: Medium - Tall
Test Weight: Average
Thousand Kernel Weight: 45.8 - Average



MASSY

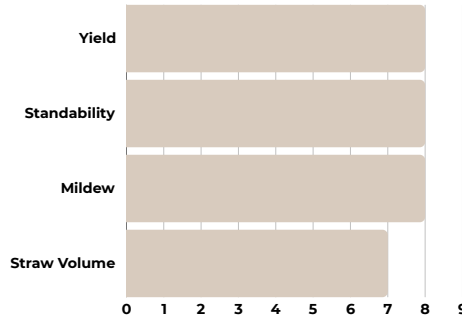
6 Row

- Tall plant height
- Strong standability
- Excellent test weight
- Good disease tolerance



EXCLUSIVE

Heading (days): 57 - Average
Height: Tall
Test Weight: Above Average
Thousand Kernel Weight: 45.1 - Average

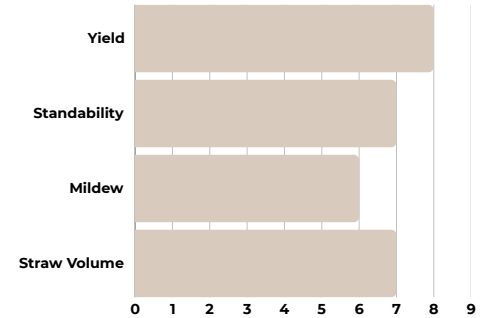


DS8126RB

6 Row

- Excellent standability
- Medium plant height
- Very good yield potential

Heading (days): 57 - Average
Height: Medium
Test Weight: Average
Thousand Kernel Weight: 45 - Average



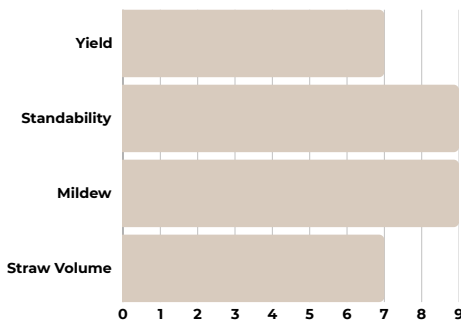
BORNHOLM

2 Row

- Early maturity
- Very heavy test weight
- Excellent yield potential

EXCLUSIVE

Heading (days): 56 - Average
Height: Medium
Test Weight: Average
Thousand Kernel Weight: 45.6 - Average



Did you know?

Two-Row Barley

Two-row typically has larger seeds than a six-row, shorter and slightly more resistant to leaf rust and mildew. It has a higher test weight but usually lower yields than a six-row. Good choice for fields with high fertility.



Did you know?

Six-Row Barley

Six-row is more resistant to heat and cold stress than a two-row. They often have stronger yield and better straw quality as well.

SEEDING TIPS

COMMON BLENDS

- **Forage Supreme**
 - Spring Barley (35%), Cereal Oat (35%), Forage Pea (30%)
- **Common Forage Oat - Common Forage Pea:**
 - 50/50%
 - 70/30%
- **Common Oat - Common Forage Pea**
 - 50/50%
 - 70/30%
- **Triticale - Common Forage Pea:**
 - 50/50%
- **3-Way Mix:**
 - Spring Barley (34%), Cereal Oat (33%), Spring Wheat (33%)
- **Oat-Barley**
 - 50/50%
 - 35/65%
 - 65/35%



Did you know?

Feed grain mixtures do not follow strict rules when it comes to selecting the ideal blend. Variety selection should follow the same criteria used when growing each crop individually. Incorporating wheat or peas into a mix can boost energy or protein content, though this often comes at the cost of overall yield. A blend of oats and barley tends to perform well across varying drainage conditions. Barley thrives in drier soils while oats hold their own in wetter, poorly drained areas.

PLANT POPULATIONS

	Millions of Seeds/Acre	Plants/Foot of Row on 7.5" row spacing
Oats	0.8 - 1.2	11.5 - 17.2
Barley	1.0 - 1.4	14.3 - 20.1
Mixed Grain	0.8 - 1.4	11.5 - 20.1
Spring Wheat	1.2 - 1.6	17.2 - 23.0
Winter Wheat	1.4 - 1.8	20.1 - 25.8

Derived from: OMAFRA - Agronomy Guide for Field Crops Publication 811


SEEDS PER FOOT ROW

Desired Plant Population (Seeds/foot of row) in 7.5 inch row spacing						
Seeds per Acre	809k	1.012M	1.213M	1.416M	1.619M	1.861M
Seeds/Foot Row	12	14	17	20	23	26

POUNDS OF SEEDS PER ACRE

Pounds of seed to be planted per acres assuming 15% stand loss and 95% germination										
Seeds/lb.	800k	900k	1M	1.1M	1.2M	1.3M	1.4M	1.5M	1.6M	1.7M
lbs/ac										
8,000	123.8	139.3	154.8	170.3	185.8	201.2	216.7	232.2	247.7	263.2
8,500	116.6	131.1	145.7	160.3	174.8	189.4	204.0	218.5	233.1	247.7
9,000	110.1	123.8	137.6	151.4	165.1	178.9	192.6	206.4	220.2	233.9
9,500	99.1	111.5	123.8	136.2	148.6	161.0	173.4	185.8	198.1	210.5
10,000	99.1	111.5	123.8	136.2	148.6	161.0	173.4	185.8	198.1	210.5
10,500	94.4	106.1	117.9	129.7	141.5	153.3	165.1	176.9	188.7	200.5
11,000	90.1	101.3	112.6	123.8	135.1	146.4	157.6	168.9	180.1	191.4
11,500	86.1	96.9	107.7	118.5	129.2	140.0	150.8	161.5	172.3	183.1
12,000	82.6	92.9	103.2	113.5	123.8	134.2	144.5	154.8	165.1	175.4
12,500	79.3	89.2	99.1	109.0	118.9	128.8	138.7	148.6	158.5	168.4
13,000	76.2	85.7	95.3	104.8	114.3	123.8	133.4	142.9	152.4	161.9
13,500	73.4	82.6	91.7	100.9	110.1	119.3	128.4	137.6	146.8	155.9
14,000	70.8	79.6	88.5	97.3	106.1	115.0	123.8	132.7	141.5	150.4
14,500	68.3	76.9	85.4	93.9	102.5	111.0	119.6	128.1	136.6	145.2

COVER CROPS



Oats

Oats are a versatile and widely used cover crop, valued for their quick growth, ease of establishment, and multiple agronomic benefits. When planted in the fall, oats produce a dense canopy that helps suppress weeds, reduce soil erosion, and improve soil structure. Their fibrous root system enhances soil organic matter and promotes better water infiltration. Oats also scavenge excess nitrogen, helping to reduce nutrient leaching. Unlike some overwintering cover crops, oats typically winterkill in colder climates, which simplifies spring management by eliminating the need for chemical termination. This natural die-off makes them an excellent choice for farmers seeking a low-maintenance cover crop that provides soil protection and organic matter without complicating spring planting.

Oats & Peas

Planting oats and peas together as a cover crop creates a complementary mix that offers both soil protection and fertility benefits. Oats establish quickly and provide a dense canopy that suppresses weeds and reduces erosion, while their strong root system improves soil structure. Peas, being legumes, fix atmospheric nitrogen through symbiotic relationships with soil bacteria, enriching the soil for future crops. The oats also act as a natural trellis, supporting the vining growth habit of the peas, which enhances biomass production. This combination results in a balanced carbon-to-nitrogen ratio that breaks down efficiently after termination, making it easier to manage in spring. Ideal for fall planting, especially in cooler climates, the oats typically winterkill, while the peas may survive mild winters, providing continued soil benefits into early spring.

Cereal Rye

Cereal rye is one of the most widely used and reliable cover crops, known for its exceptional cold tolerance and versatility across various soil types and climates. It establishes quickly in the fall, forming a dense canopy that effectively suppresses weeds, protects against erosion, and builds soil organic matter. Its extensive root system improves soil structure and scavenges residual nitrogen, preventing nutrient leaching during the winter months. Cereal rye continues growing in early spring, providing ample biomass that can be used as green manure or for mulch in no-till systems. While its vigorous spring growth can pose challenges for timely termination, it offers flexibility through mechanical or chemical means. Its resilience and numerous soil health benefits make cereal rye a staple in sustainable farming and conservation practices.



COVER+™ is a first-generation common rye seed that comes directly from KWS hybrid rye production. KWS COVER+™ is being made available to farmers solely for the purpose of protecting soil between production of commercial crops. It is to be terminated in spring and before maturity. KWS COVER+™ is not a crop or a variety, it has no specific yield or quality attributes and is not fit to produce grain, forage, or pedigreed seed.

SUGGESTED SEEDING RATES

Cover Crop Species	Seeds/lb.	Drilled	Broadcast	Aerial Seeding
Oats	11,000-12,000	50 - 90*	60 - 95*	80 - 110*
Winter Barley	10,000 - 12,000	50 - 80*	60 - 100*	80 - 120*
Cereal Rye	15,000 - 18,000	55 - 70*	80 - 100*	90 - 120*
Oats & Peas	Depends on mix	60 - 100*	70 - 105*	90 - 120*

*Lbs./acre

BENEFITS OF COVER CROPS

Cover crops offer numerous benefits to farming operations, enhancing both soil health and overall farm productivity. Here are some key advantages:

- Erosion Control** – Cover crops protect the soil surface from wind and water erosion, especially during fall and winter months.
- Weed Suppression** – Fast-growing cover crops outcompete weeds for sunlight and nutrients, reducing the need for herbicides.
- Soil Health Improvement** – They enhance soil structure, increase organic matter, and promote beneficial microbial activity.
- Nutrient Management** – Legume cover crops fix atmospheric nitrogen, while others like rye scavenge residual nutrients, reducing nutrient leaching.
- Moisture Retention** – Mulch from terminated cover crops can reduce evaporation and help retain soil moisture.
- Pest and Disease Reduction** – Some cover crops can disrupt pest and disease cycles, reducing pressure on the following cash crops.
- Increased Biodiversity** – They promote biodiversity both above and below ground, supporting pollinators and beneficial insects.
- Improved Soil Structure** – Deep-rooted cover crops like radishes break up compaction and improve water infiltration and aeration.
- Enhanced Yield Potential** – Healthier soil and better nutrient availability can lead to improved yields over time.
- Carbon Sequestration** – Cover crops help capture and store carbon in the soil, contributing to climate resilience.

Incorporating cover crops is a long-term investment in soil fertility, farm sustainability, and overall productivity.

UPCOMING EVENTS



Canada's Outdoor Farm Show

Woodstock, Ontario
September 15-17, 2026



Grey Bruce Farmers' Week - Crops Day

Elmwood, Ontario
January 11, 2027



CCA Conference & Annual Meeting

London, Ontario
January 12-13, 2027



Mid Western Farm Show

Clinton, Ontario
February 18-19, 2027



London Farm Show

London, Ontario
March 3-5, 2027



GFO March Classic

Niagara Falls, Ontario
March 23, 2027



Drayton Farm Show

Drayton, Ontario
April 7-8, 2027



FOLLOW US ON SOCIAL MEDIA!



@snobelengrain



Snobelen Farms Ltd.



@snobelenfarms



@snobelenfarms



Snobelen Farms Ltd.



@snobelenfarmsltd2793

www.snobelenfarms.com

LUCKNOW 1-800-582-5669

p. 519-528-2092 f. 519-528-3542

Box 29, 323 Havelock Street

Lucknow, ON NOG 2H0

PALMERSTON 1-877-343-3630

p. 519-343-3630

5220 Highway 23

Palmerston, ON NOG 2P0

www.snobelenfarms.com